

Cloud Rendering Speed

"Be ready for a new era in rendering performance."

3Delight Cloud renders very fast because it uses powerful servers and aptly aggregate a very large number of cores. It can use thousands of cores to render an image up to hundreds of times faster than on your own computer. And it offers this through the simplicity of a single click – the **Render** button – on a laptop.

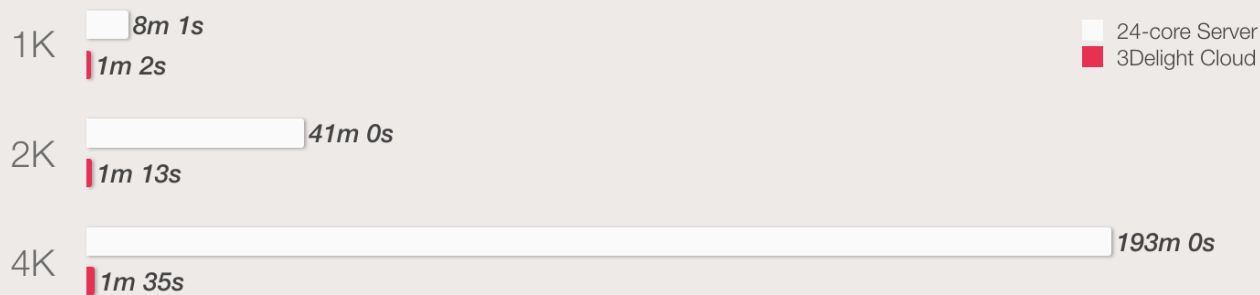
With such speed, any image, at any resolution, typically renders in a few seconds up to a few minutes.

Benchmark

Compared to a common laptop, 3Delight Cloud renders interactively a 4K image about 500 times faster. Compared to a more powerful server with 24 cores (eg. dual Xeon X5650 2.67GHz), it renders it at more than 100 times faster. Here are three scenes of varied levels of complexities comparing the performance of 3Delight Cloud and such server for 1K, 2K and 4K renders.

Panther Scene



This panther scene, courtesy of [J-CUBE](#), is a simple scene made of about 1M polygons. One particularity are the falling tiny polygons in the background, each acting as a light source. This scene renders on 3Delight Cloud in just a little more than 1 minute regardless of resolution. This compares to more than 3 hours on a computer with 24 cores when rendered at 4K.



Rabbit Scene



This rabbit out of a hat scene, courtesy of [Gimpville](#), is of average complexity; it is made of about 50K subdivs (some with displacements), 500K strands of hair and 50 textures. The inclusion of volume (through OpenVDB) for atmospheric effect predominantly affects the render time. At 4K resolution, this scene renders on 3Delight Cloud in 2 minutes compared to 3 hours 45 minutes on a computer with 24 cores.



1K  15m 30s
 59s

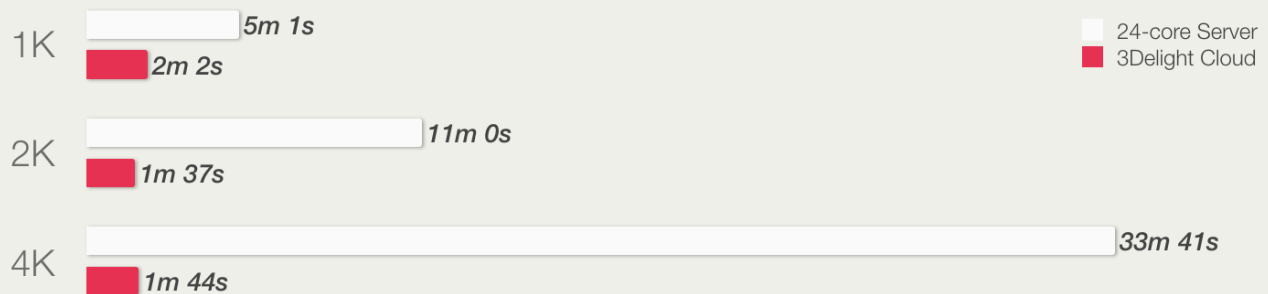
2K  58m 29s
 1m 7s

4K  225m 30s
 1m 55s

 24-core Server
 3Delight Cloud

Moana Scene

The Moana Island scene, courtesy of Walt Disney Pictures, contains a large amount of scene data: 72GB, including 42G of textures. It comprises more than 31 million instances, 78 million individual polygons, 5.4 million curves and more than 2,300 textures. For this scene, a fair amount of render time is spent on scene parsing (scene reading and preprocessing). Since this does not lend itself to optimal parallel preprocessing on a large number of cores, such large scene illustrate a typical worst case scenario for 3Delight Cloud. Yet, remarkably, 3Delight Cloud renders this scene at 4K in less than 2 minutes.



i In the context of this new era of rendering performance, users of 3Delight Cloud may face a different bottleneck for obtaining quick renders: the speed of their internet connection. Refer to [Internet Requirement](#) to understand how internet speed affects rendering performance.

Interactive Rendering

For interactive renders, 3Delight Cloud prioritizes the use of a high number of cores so you can view your image quickly. The number of cores is determined automatically and in proportion to image resolution. This makes the render time largely constant and independent of resolution. For a 2K image, typically about 1000 cores are used. Note that if you have a slow internet connection (and render an image with several layers of AOVs), it is possible the rendering will be completed faster than it is displayed on your screen.

i In theory, the number of cores used for rendering a single image can be even higher. Yet, it is constrained to preserve efficiency and keep the cost reasonable. This is because as the number of cores increases, the overall efficiency decrease due to algorithmic limitations in parallel processing.

Batch and Sequence Rendering

For batch and sequence renders, 3Delight Cloud prioritise efficiency. As such, not as many cores are used per image and instead, several images are rendered simultaneously. The number of cores on a single image will still be proportional to resolution — typically about 100 cores for a 2K image. As to the number of images rendered simultaneously, it depends on the speed of your internet connection; 3Delight Cloud will attempt to render as many as your internet download speed allows to receive simultaneously. So the faster your internet speed, the faster your sequence is rendered.

One last thing: the Spending Rate Limit

In the [settings](#) of your 3Delight Cloud online account you can set a spending rate limit for both interactive and batch renders. This is a safety measure to limit how quickly minutes of rendering can be deducted from your credit balance. These affect rendering performance as it caps the number of cores applied for these two types of renders (for batch renders, capping the number of cores implicitly caps how many images can be rendered simultaneously).